

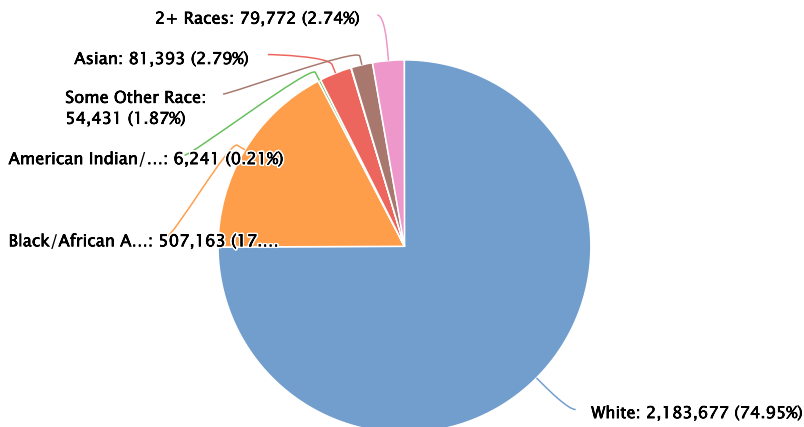
Healthy Northeast Ohio 2022 Regional Demographics Profile

Population
2,913,486 Persons

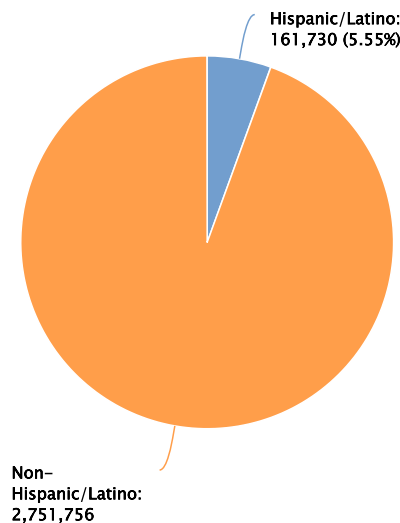
Percent Population Change: 2010 to 2022
-0.61%

Households
1,214,556 Households

Population by Race



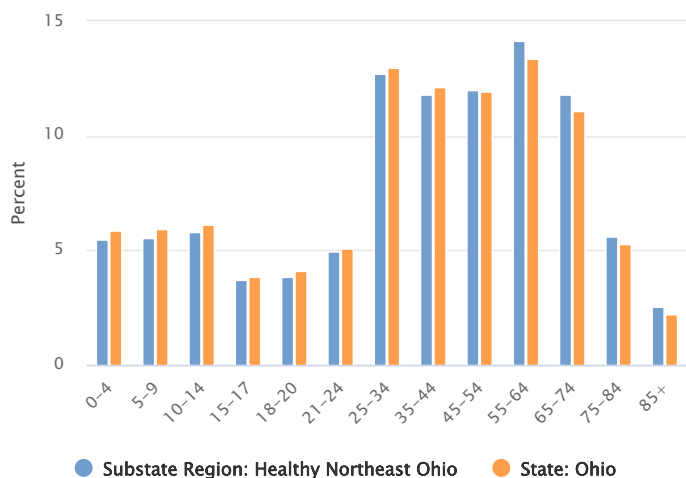
Population by Ethnicity



Population by Sex

Population by Sex	Substate Region: Healthy Northeast Ohio		State: Ohio	
	Persons	% of Population	Persons	% of Population
Male	1,412,526	48.48%	5,794,686	49.04%
Female	1,500,960	51.52%	6,021,969	50.96%

Population by Age Group



Households by Income

