



**HEALTHY
NORTHEAST
OHIO**

Sharing Knowledge to Create Healthier Communities

DATA DISPATCH - DECEMBER 2023

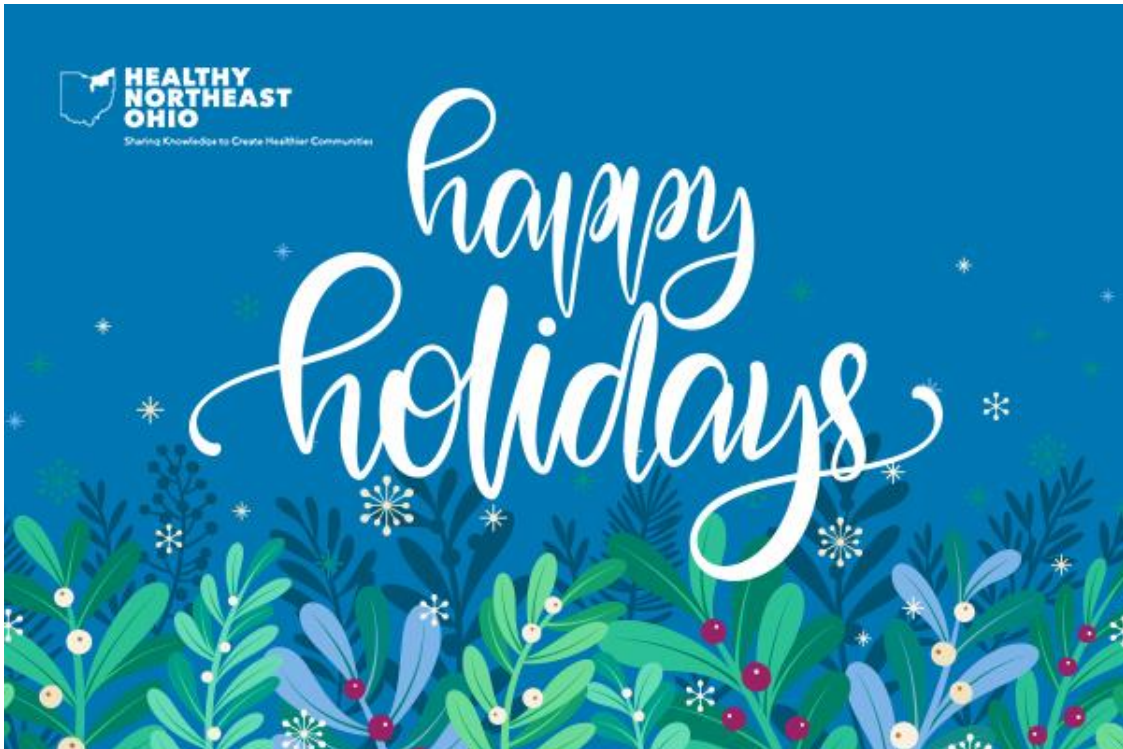
Dear Colleagues and Partners,

We are thrilled to conclude another year of successful programming and partnership through Healthy Northeast Ohio! The support and engagement provided by our partners across the region continues to drive our efforts in northeast Ohio. As we reflect on 2023, we recognize and deeply appreciate the dedication to various community health activities and initiatives by each of our partners. For our final newsletter of the year, we would like to highlight the following successes experienced by Healthy Northeast Ohio:

- We were pleased to present about our Healthy Northeast Ohio efforts at two national conferences, NACCHO360 held in Denver, Colorado, and APHA in Atlanta, Georgia.
- Featured in the Healthy People 2030 Champion October Learning Collaborative.
- Delivery of 13 presentations and trainings to more than 375 participants.
- Developed and updated 5 curated dashboards and updated 4 local data indicators on healthyneo.org.

This December, we also recognize and celebrate four years since the original launch of healthyneo.org, on December 5, 2019. Looking ahead to 2024 we are excited to explore even more ways in which we can enhance population health data for the Healthy Northeast Ohio region.

Sincerely,
The Healthy Northeast Ohio Team



Announcements

Website Maintenance Update

Please be advised that Healthy Northeast Ohio will be unavailable between Thursday, January 11th, through Sunday, January 14th, due to scheduled maintenance. If you need access to any data, data visualizations, or resources from the website during this time, we recommend that you obtain the information before Thursday, January 11th. Thank you for your patience and understanding.

Celebrating 4 Years of Healthyneo.org!

We are excited to be celebrating four years of Healthy Northeast Ohio! See below for more information about site traffic and metrics in 2023.

Most visited pages:

- [Demographics Dashboard](#)
- [Cuyahoga County](#)
- [Search for Data & Curated Dashboards](#)

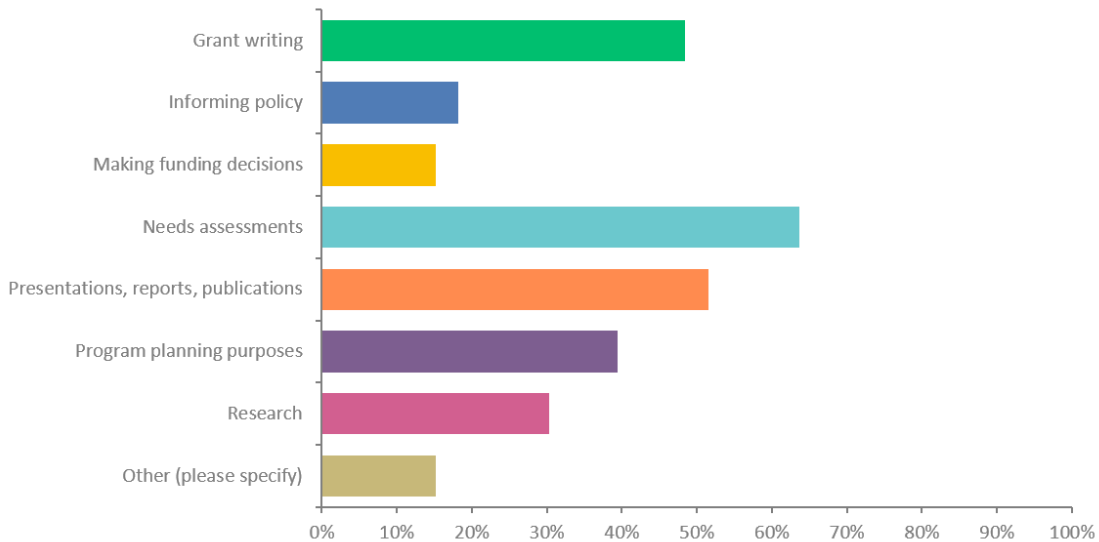
**JANUARY
2023
—
NOVEMBER
2023**

Total number of site visitors
22,298

**HEALTHY
NORTHEAST
OHIO**
Sharing Knowledge to Create Healthier Communities

Website User Survey

Thank you to everyone who participated in our recent Healthy Northeast Ohio Website User Feedback survey. Your input is valuable to us as we plan for events and programming in 2024. Key takeaways from the survey results indicated that nearly all respondents were either very satisfied or satisfied with the Healthy Northeast Ohio website. The website features used most by respondents included county pages, data indicators, specialty dashboards, and custom reports and dashboards. Respondents also reported the top ways in which they utilize the Healthy Northeast Ohio website:



Regional Convening

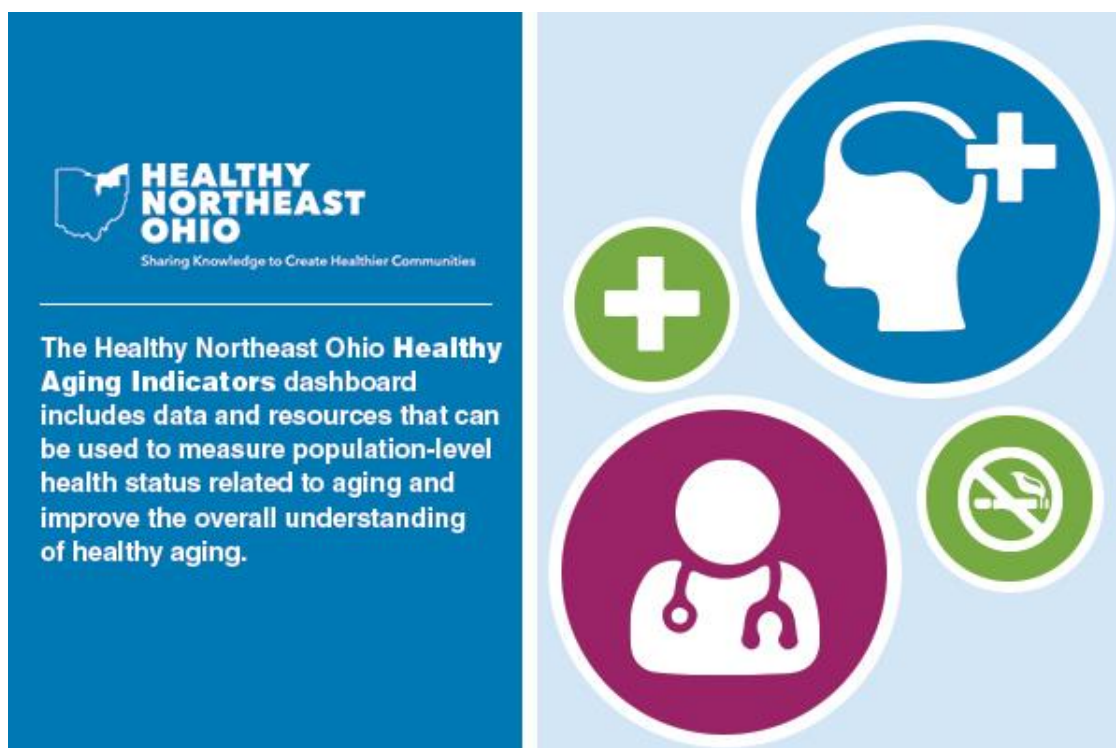
Thank you to everyone who joined us for the recent Healthy Northeast Ohio Regional Convening on November 16, 2023. Partners joined us to share progress updates about community health efforts and activities, and Carrie Almasi from the Health Policy

Institute of Ohio shared some information about health equity findings and the 2023 Health Value Dashboard. A recording of this event is available [here](#).

Site Updates

NEW! Healthy Aging Indicators Dashboard

A new Healthy Aging Indicators dashboard is now available on Healthy Northeast Ohio. This dashboard, available at the state, region, county, city, zip code, and census tract levels, provides various resources and data indicators that can be useful to measure population-level health status related to aging. The dashboard can be used by organizations who engage in community health improvement efforts to improve overall understanding of healthy aging. Visit the dashboard [here](#) for more information.



Conduent HCI Updates

Several data updates have been made by Conduent HCI to healthyneo.org. These include:

- National Cancer Institute [indicators](#) have been updated for 2016-2020.
- U.S. Census Bureau Small Area Health Insurance Estimates (SAHIE) [indicators](#) have been updated for 2021.
- ACS 1-Year Estimates have been [updated](#) for 2022, available at the state, county, and major census place levels.
- Several of the sexually transmitted disease indicators from the Ohio Department of Health have been [updated](#).
- Centers for Disease Control and Prevention- Diabetes Atlas indicators have been [updated](#) with 2021 data at the county level.
- The [Food Insecurity Index](#) has been updated for 2023.

- New funding opportunities have been added to the database. Click [here](#) to view all funding opportunities.

Resources

Igniting Compassion

In July, The Center for Health Affairs released [Igniting Compassion](#), a documentary which offers a personal look into the lives of Northeast Ohio residents impacted by the opioid crisis and polysubstance use, the clinicians who care for them, and the struggles exacerbated by medical stigma. Made possible through funding by a Centers for Disease Control and Prevention Overdose Data to Action (OD2A) grant, this project was filmed and produced locally and features people in recovery and clinicians in the Cleveland area. View [Igniting Compassion](#) today, for a glimpse at the barriers that prevent treatment and the stigma that amplifies addiction.

Regional Community Health Reports

Community health reports across the Healthy Northeast Ohio region have been completed and made publicly available. Congratulations to the various partners and stakeholders engaged in this work. These reports, available below, can also be viewed on the Healthy Northeast Ohio county web pages and through the Resource Library:

- [2023-2025 Summit County Community Health Improvement Plan](#)

Please let us know if you have a completed report that you would like highlighted on [healthyneo.org](https://www.healthyneo.org)!



Social Media

Are you connected to us on social media? Share information and resources about Healthy Northeast Ohio on your social media pages, using #HealthyNEO. View the sample message below and consider sharing on social media today:

Did you know that healthyneo.org provides demographics data? The Demographics Dashboard, updated for 2023, includes 250 demographics elements at the state, region, county, and zip code levels. For more information, visit: <https://bit.ly/3DjVowV>

Reminder

Please help us promote Healthy Northeast Ohio by remembering to properly cite data from healthyneo.org:

How to cite data from the site:

Conduent Healthy Communities Institute. (Date of publication, if available). Community Dashboard. Healthy Northeast Ohio: Sharing Knowledge to Create Healthier Communities. Retrieved date. Retrieved from www.healthyneo.org.

If referencing a specific data indicator:

Source or agency name. (Date/dates). Specific data source, if available (e.g., Behavioral Risk Factor Surveillance System, 2019). Healthy Northeast Ohio: Sharing Knowledge to Create Healthier Communities. Retrieved date. Retrieved from www.healthyneo.org.

Lastly, we want to hear from YOU! [Contact us](#) today to let us know how you are using healthyneo.org.



CONTACT

Contact the Healthy Northeast Ohio team members with any questions or concerns:

Libby McGraw, Regional Community Health Improvement Manager
Libby.McGraw@chanet.org

Sarah Szabo, Data Analyst
sszabo@ccbh.net

Healthy Northeast Ohio is funded through a HealthComp Foundation grant and through partner contributions.

Click [here](#) to subscribe or [here](#) to unsubscribe. | healthyneo.org

